




WOLF Line[®]

Authentic workwear



WWW.WOLFLINE.EU

MANUFACTURER OF WORKWEAR SINCE 1992

WOLF Line®
Authentic workwear



CONTENT

p**4**

PAINTER'S TROUSERS

p**7**

WORK TROUSERS

p**10**

JACKETS

p**15**

VESTS

p**17**

POLAR FLEECE

p**18**

SWEATERS

p**21**

T-SHIRTS

p**23**

WORK SHOES

p**26**

ACCESSORIES

PAINTER'S TROUSERS

PAINTER'S TROUSERS PERFECTO

Stretch

WHITE


Durable Painter's trousers with triple stitching and a STRETCH gusset in crotch provides flexibility and ease of movement.

Modern design, excellent daily working comfort with every movement. Adjustable back elastic.

- Smartphone pocket
- Cargo pocket with pen compartments
- Two back pockets with flap
- Knee pockets protection system designed for the WOLF Line knee pads

Quality fabric: 65% polyester / 35% cotton

Sizes: 36-64



Ref: **275/01/11/00** standard length - sizes: 36 to 64

Ref: **275/01/11/10** + 10 cm - sizes: 40 to 50

Ref: **275/01/11/09** - 10 cm - sizes: 40 to 50



PAINTER'S TROUSERS

CORDA® *Stretch*

WHITE

Modern designed to provide both comfort and maximum durability. The trouser have many functional pockets.

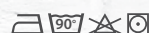
Adjustable back elastic. Modern cut with STRETCH in the crotch and triple stitching.

- Smartphone pocket
- Cargo pocket with pen compartments
- Meter pocket
- Two back pockets with flap
- CORDURA® knee pockets protection system designed for the WOLF Line knee pads



Quality fabric: 65% polyester / 35% cotton

Sizes: 36-64



Ref: **276/01/11/00** standard length - sizes: 36 to 64

Ref: **276/01/11/10** + 10 cm - sizes: 40 to 50

Ref: **276/01/11/09** - 10 cm - sizes: 40 to 50

More info and promotions
www.wolfline.eu

PAINTER'S TROUSERS

PRO PAINT *Stretch*

WHITE

Painter's trousers with convenient holster pockets allow easy access to tools and equipment. Designed to all-round performance to maximize comfort. Modern cut with STRETCH in the crotch and triple stitching.

- Smartphone pocket
- Cargo pocket with pen compartments
- Holster pockets with compartments
- Knee pockets protection system designed for the WOLF Line knee pads

Quality fabric: 65% polyester / 35% cotton
Sizes: 36-60



Ref: 277/01/11/00 standard length - sizes: 36 to 60

Ref: 277/01/11/10 + 10 cm - sizes: 38 to 50

Ref: 277/01/11/09 - 10 cm - sizes: 38 to 50




PAINTER'S TROUSERS BASICS

WHITE

Simple modern white pants with gray accents, high wearing comfort and ideal fit. Extremely suitable for painter and plaster. Reinforced by stitched seams on the inside and outside of the leg at the level of the crotch. Two side pockets with contrasting colors, two back pockets with press studs.

- Hammer or scissor flash on left leg.
- Right thigh pocket in contrast color for meter or brush
- Mobile phone pocket with reflective strip and snap closure
- Keychain holder on the front right side
- Adjustable back elastic

Quality fabric: 65% polyester / 35% cotton
Sizes: 36-62



Ref: 255/01/11/00



Size chart trousers and bermudas														
36	38	40	42	44	46	48	50	52	54	56	58	60	62	64
Waist in cm														
72	76	80	84	88	92	96	100	104	108	112	116	120	124	128
Inside leg length					82 cm					Sizes				
Inside leg length (+10 cm)					92 cm					1,73 m to 1,83 m				
Inside leg length (-10 cm)					72 cm					1,84 m to 1,98 m				
										1,60 m to 1,72 m				



Inside leg length



PAINTER'S TROUSERS

WORK SHORTS BERMUDA

WHITE *Stretch*

WHITE

Stay cool in the heat with these painter's work shorts, including professional essentials such as durability and functionality. Featuring modern cut with stretch in crotch for freedom of movement and working comfort. Reinforcements and a range of pockets.

- Holster pocket with tool loops
- Adjustable back elastic
- Three-needle stitching
- Two back pockets with flaps
- Tools, meter, pockets
- Hammer loop
- Concealed ID card holder
- Mobile phone pocket

Quality fabric:

65% polyester / 35% cotton

Sizes: 36-62



Ref: 448/01/11/00



WORK SHORTS BERMUDA

GRAFFITI *Stretch*

WHITE GREY

Show off these stylish unusual pattern painter's shorts during the summer. They feature various pockets for practical storage and added functionality to help stay ready for everything. Modern cut with stretch in crotch for maximum working comfort.


- Safety pocket with zip
- Easy to access multi-compartment thigh pockets with mobile pocket
- Adjustable back elastic
- Three-needle stitching in contrast stitching
- Two back pockets with CORDURA®

Quality fabric: 65% polyester / 35% cotton

Sizes: 36-58



Ref: 647/01/12/00



SUSPENDER PANTS

WHITE

- Knee pockets, chest pocket with compartments
- Two extra material pockets at the front
- Thigh pocket with closing flap, hammer or scissor flash, meter pocket with compartment
- Flap back pockets with press buttons

Quality fabric:

65% polyester / 35% cotton / 245 g/m²

Sizes: 36-60



Ref: 448/01/11/00



PAINTER'S TROUSER WOMEN

WHITE

Painter's trouser for women has been revised with an adapted female fit.

- Two back pockets with flap
- Thigh pocket
- Pencil bag
- Meter and mobile pocket
- Adjustable back elastic
- Normal waist

Quality fabric:

65% polyester / 35% cotton / 245 g/m²

Sizes: 36-50



Ref: 258/01/11/00



WORK TROUSERS

WORK TROUSERS CONSTRUCTOR

Stretch

GREY

Work trousers modern designed with a stretch insert at the crotch for true all-round performance at work. The holster pockets have a zip compartment for added storage reliability and functionality.

- Three-needle stitching
- Adjustable back elastic
- Jeans button and zipper
- Holster pockets with tool loops
- Zip-up pocket for small tools
- Two front pockets
- Two open back pockets
- Thigh pocket, pen holder, ruler pocket
- Smartphone pocket

Quality fabric: 65% polyester / 35% cotton

Sizes: 36-60



Ref: **252/01/78/00** standard length - sizes: 36 t/m 60

Ref: **252/01/78/10** + 10 cm - sizes: 42 t/m 50

Ref: **252/01/78/09** - 10 cm - sizes: 38 t/m 52



WORK TROUSERS CONSTRUCTOR

Stretch

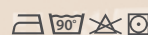
BLACK

Work trousers modern designed with a stretch insert at the crotch for true all-round performance at work. The holster pockets have a zip compartment for added storage reliability and functionality.

- Three-needle stitching
- Adjustable back elastic
- Jeans button and zipper
- Holster pockets with tool loops
- Zip-up pocket for small tools
- Two front pockets
- Two open back pockets
- Thigh pocket, pen holder, ruler pocket
- Smartphone pocket

Quality fabric: 65% polyester / 35% cotton

Sizes: 36-60



Ref: **252/01/79/00** standard length - sizes: 36 to 60

Ref: **252/01/79/10** + 10 cm - sizes: 42 to 50

Ref: **252/01/79/09** - 10 cm - sizes: 38 to 52



More info and promotions
www.wolfline.eu



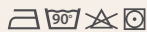
WORK TROUSERS SAHARA *Stretch*

BEIGE BLACK

Work trousers with stretch gusset in crotch provides flexibility and ease of movement. The work trousers are designed to offer working comfort, durability and they feature various pockets for practical storage and added functionality to help stay ready for everything.

- Three-needle stitching
- Adjustable back elastic
- Jeans button and zipper
- Holster pockets with tool loops
- Zip-up pocket for small tools
- Two front pockets
- Two open back pockets
- Thigh pocket, pen holder, ruler pocket
- Smartphone pocket

Quality fabric: 65% polyester / 35% cotton
Sizes: 36-60



Ref: **278/01/44/00** standard length - sizes: 36 to 60

Ref: **278/01/44/10** + 10 cm - sizes: 42 to 50



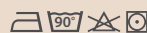
WORK TROUSERS RUFF *Stretch*

JEANS

Denim work trousers designed to be worn comfortably for everyday use and work situations. The durable fit trousers ensure optimum freedom of movement and comfort safety. The knees pockets are reinforced Cordura® and the holster pockets are equipped with a zipper, in which the holster pockets can be worn loose or fixed.

- Three-needle stitching
- Jeans button and zipper
- Holster pockets with tool loops
- Zip-up pocket for small tools
- Two front pockets
- Two open back pockets
- Thigh pocket, pen holder, ruler pocket
- Smartphone pocket

Quality fabric: 60% polyester / 35% cotton / 5% elasthane / 285g/m²
Sizes: 36-60



Ref: **251/00/66/00** standard length - sizes: 36 to 60



Size chart trousers and bermudas														
36	38	40	42	44	46	48	50	52	54	56	58	60	62	64
Waist in cm														
72	76	80	84	88	92	96	100	104	108	112	116	120	124	128
Inside leg length					82 cm					Sizes				
Inside leg length (+10 cm)					92 cm					1,73 m to 1,83 m				
Inside leg length (-10 cm)					72 cm					1,84 m to 1,98 m				
										1,60 m to 1,72 m				



Inside leg length

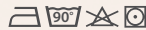
WORK TROUSERS BI-COLOR *Stretch*

GREY BLACK

Work trousers with black and gray accents, high-quality 65% polyester 35% cotton. Modern designed trousers with high wearing comfort and ideal fit with knee pockets. Reinforced by triple stitched seams on the inside and outside of the leg at the level of the crotch.

- Two side pockets with contrast colors, 2 back pockets, flap and velcro closure.
- Left thigh pocket for work and writing material, hammer etc.
- Reinforced ruler and cargo pockets
- Tool holder for extra functionality
- Knee pockets protection designed for the WOLF Line knee pads

Quality fabric: 65% polyester / 35% cotton
Sizes: 36-60



Ref: **257/01/78/00** standard length - sizes: 36 to 60
Ref: **257/01/78/10** + 10 cm - sizes: 42 to 50



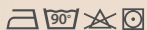
WORK SHORTS BERMUDA CONSTRUCTOR *Stretch*

GREY

Extremely durable shorts completely reinforced with extra sturdy triple seams. Modern cut with stretch gusset in crotch for outstanding freedom of movement in working comfort. The holster pockets have a zip compartment for added storage reliability and functionality.

- Holster pockets
- Open back pockets
- Pen holder
- Ruler pocket
- Utility and mobile pocket
- Adjustable back elastic
- Three-needle stitching

Quality fabric: 65% polyester / 35% cotton
Sizes: 36-58



Ref: **648/01/78/00**



JACKETS



JACKET SAMOA SOFTSHELL/RIP

WHITE GREY WITH HOOD

New fabric in two layered Softshell and rip breathable fabric with inner microfleece lining. The work jacket is both water repellent and windproof with protective hood that provides added wind protection. This jacket offers excellent protection against bad weather and provides working comfort and durability.

- Front pockets and arm pocket with contrasting zipper in fluorescent green.
- Adjustable cuffs with Velcro closure
- Hood with elastic drawcord closure

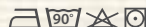
Quality fabric:

Outer layer: 94% Polyester / 6% Elastane

Middle layer: TPU breathable membrane fabric

Inner layer: Micro Fleece

Sizes: XS-S-M-L-XL-XXL-XXXL



Ref: 802/05/11/00

JACKET SAMOA SOFTSHELL/RIP

BLACK WITH HOOD

New fabric in two layered Softshell and rip breathable fabric with inner microfleece lining. The work jacket is both water repellent and windproof with protective hood that provides added wind protection. This jacket offers excellent protection against bad weather and provides working comfort and durability.

- Front pockets and arm pocket with contrasting zipper in fluorescent green.
- Adjustable cuffs with Velcro closure
- Hood with elastic drawcord closure


Quality fabric:

Outer layer: 94% Polyester / 6% Elastane

Middle layer: TPU breathable membrane fabric

Inner layer: Micro Fleece

Sizes: XS-S-M-L-XL-XXL-XXXL



Ref: 802/05/78/00



JACKET LONDON

WHITE GREY WITH HOOD

Jacket designed to ensure the durability with working comfort. It combines protection in wet conditions, water repellent and insulated to stay warm dry with removable body warmer fleece. Adjustable and removable hood.

- Jacket 3 in 1
- Detachable adjustable hood
- Detachable Polar Fleece (Bodywarmer)
- Reflective details
- Waterproof
- Adjustable velcro closure at the wrists

Quality fabric:

100% polyamide Windproof, sustainable water repellent
100% Polyester, Polar fleece with anti-pilling, 154 g/m².

Sizes: XS- S - M - L - XL – XXL – XXXL



Ref: 898/07/11/00



JACKET SANTORINI SOFTSHELL

WHITE GREY

Fabric in two glued layers, windproof and water-repellent softshell that combines a comfort fit with durable material. Pockets with contrasting red zipper.

- The collar has a fleece lining and protects against wind
- Wind- and water-resistant outer fabric
- Ripstop fabric and coated inside for extra durability

Quality fabric:

Outer layer: 93% polyester / 7% elastane

Mid layer: TPU membrane.

Inner layer: microfleece.

Sizes: XS-S-M-L-XL-XXL-XXXL



Ref: 894/00/11/00

More info and promotions
www.wolfline.eu



JACKETS



WINTERJACKET SOFTSHELL

WHITE GREY

This Softshell jacket in waterproof, windproof and breathable fabric with fleece lining. Protects you optimally against wind and cold. A hood ensures extra protection against the elements and comfort when working, wear it with or without a hood and adjust the waist yourself with the elastic cord. The collar has a fleece lining and protects against wind.

- Detachable hood
- Two Front pockets
- Two inner pockets with zip
- Reflective safety strips
- Adjustable velcro closure at the wrists
- Waterproof zippers

Quality fabric: Softshell Fabric, is a polyester fabric with water-repellent finish, inside material is a polar fleece and the intermediate is a waterproof breathable.

Sizes: XS-S-M-L-XL-XXL-XXXL



Ref: 803/05/11/00

WINTERJACKET SOFTSHELL

GREY BLACK

This Softshell jacket in waterproof, windproof and breathable fabric with fleece lining. Protects you optimally against wind and cold. A hood ensures extra protection against the elements and comfort when working, wear it with or without a hood and adjust the waist yourself with the elastic cord. The collar has a fleece lining and protects against wind.

- Detachable hood
- Two Front pockets
- Two inner pockets with zip
- Reflective safety strips
- Adjustable velcro closure at the wrists
- Waterproof zippers

Quality fabric: Softshell Fabric, is a polyester fabric with water-repellent finish, inside material is a polar fleece and the intermediate is a waterproof breathable.

Sizes: XS-S-M-L-XL-XXL-XXXL



Ref: 803/01/78/00



JACKET CAPRI

BLUE

Bubble jacket with contrasting zipper, modern cut for both men and women. The jacket has 2 front pockets and elastic cuffs for a trendy look. The jacket is extra comfortable due to the soft lining and light weight. A piece of clothing that you like to wear!

Quality fabric:

Outer layer: 100 % Nylon

Inner layer: 100% Polyester

Sizes: XS-S-M-L-XL-XXL-XXXL



Ref: **897/07/66/00**



JACKET BODYWARMER MONACO

WHITE GREY

This lightweight warm insulated work jacket is comfortable and warm while the regular fit is both professional and easy to wear.

Removable sleeves and hood are equipped with a zipper, in which can be worn loose or fixed.

- Performance wind-resistant material
- Zip front closure
- Zippered pockets at side

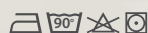
Quality fabric:

Outer layer: 100 % Polyester

3M Thinsulate lining

Inner layer: 100% Nylon

Sizes: XS-S-M-L-XL-XXL-XXXL



Ref: **896/07/11/00**





BODYWARMER SOFTSHELL

WHITE GREY or GREY BLACK

This Softshell Body warmer in waterproof, windproof and breathable fabric with fleece lining. Protects you optimally against wind and cold. A hood ensures extra protection against the elements and comfort when working, wear it with or without a hood and adjust the waist yourself with the elastic cord. The collar has a fleece lining.

- Detachable hood
- Two front pockets
- Two inner pockets with zip
- Reflective safety strips
- Waterproof zippers

Quality fabric: Softshell Fabric, is a polyester fabric with water-repellent finish, inside material is a polar fleece and the intermediate is a waterproof breathable.

Sizes: XS-S-M-L-XL-XXL-XXXL



Ref white: 320/05/11/00
Ref grey: 320/05/78/00

JACKET JERSEY


GREY or DARK GREY or BLUE

Pleasantly warm and breathable jacket. Elastic material with a perfect trendy design. Ideal to wear as a middle layer. Soft structure inside for pleasant wearing comfort.

- Breast pocket and 2 side pockets each with a zip
- Long zipper with chin protection

Quality fabric: 95% Polyester / 5% elastane

Sizes: XS-S-M-L-XL-XXL-XXXL



Ref grey: 793/00/78/00
Ref dark grey: 793/00/79/00
Ref blue: 793/00/66/00



VESTS

More info and promotions
www.wolfline.eu


VEST WITHOUT SLEEVES

WHITE GREY

- Chest pockets
- Two large side pockets at the front
- Long zipper for chin protection
- Hammer or scissor slits
- Reflective strips on the front and back

Quality fabric: 65% polyester / 35% cotton

Sizes: S-M-L-XL-XXL-XXXL



Ref: 317/01/11/00



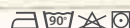
VEST WITH SLEEVES

WHITE GREY

- Chest pockets
- Two fold-away material pockets at the front
- Two large side pockets at the front
- Hammer or scissor slits
- Reflective safety strips at the front and at the back
- Adjustable cuffs with press buttons at the sleeves

Quality fabric: 65% polyester / 35% cotton

Sizes: S-M-L-XL-XXL-XXXL



Ref: 324/01/11/00



Size chart vests - gilets					
S	M	L	XL	XXL	XXXL
Chest circumference in cm					
102	110	118	126	134	140



VESTS

LAB VEST

WHITE

Classic Lab vest featuring a notched collar, two roomy patch pockets and a chest pocket, with the vented back. Suitable for professionals, school, warehouse work, labo.

- Two front pockets
- Two chest foldable pockets
- Smartphone pocket

Quality fabric: 65% polyester / 35% cotton / 245 g/m²

Sizes: S-M-L-XL-XXL-XXXL



Ref: 631/01/11/00



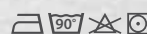
GILET

WHITE or GREY DARK GREY

- Two chest foldable pockets
- Sturdy zipper
- Extended back with holster pockets

Quality fabric: 65% polyester / 35% cotton

Sizes: S-M-L-XL-XXL-XXXL



Ref: 324/01/11/00



POLAR FLEECE

POLAR FLEECE WINDBRIDGE

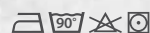
WHITE GREY

Pleasantly warm, light and stretchy fabric. Wear this extremely smooth and comfortable fleece jacket, made of advanced high-loft fleece for superior insulation and softer feeling. Contemporary design and modern cut for maximum freedom of movement

- Working comfort with cozy brushed fleece on the inside
- Zipped front pockets and zipped chest pocket for storage of accessories
- Soft and comfortable collar protects your neck from wind

Quality fabric: 100 % polyester

Sizes: XS-S-M-L-XL-XXL-XXXL



Ref: 804/00/11/00



POLAR FLEECE SOFTSHELL

WHITE GREY or GREY WHITE


Extremely smooth and comfortable fleece jacket, made of advanced high loft fleece for softer feel and softshell insulation for warm working comfort.

- Soft and comfortable collar protects your neck from wind
- Breast pocket with zip
- Two sides pockets
- Colour contrasting fabric on the sleeves

Quality fabric: Windproof, water-repellent and breathable softshell

100% Polyester, 300g/m²

Sizes: S-M-L-XL-XXL-XXXL



Ref white: 795/00/11/00

Ref grey: 795/00/78/00



More info and promotions
www.wolfline.eu

SWEATERS


WINTER PULLOVER

BEIGE DARK GREY

- For a truly warm and comfortable, wear this soft yet reinforced half-zipped knitted wool sweater.
- Moisture-absorbent for a comfort of wool

Quality fabric: 68% polyester / 2% melange / 30% polyacryl

Sizes: S-M-L-XL-XXL-XXXL



Ref: 801/00/78/00



PERFORMANCE

HOODIE SWEATSHIRT


WHITE or DARK GREY

The comfort hoodie jacket with modern style cut in standard length. Loose casual fit. Keep warm in soft fleece inside combines with an adjustable hood for a comfortable fit and feel when the weather cools.

- Two front pockets
- Concealed zip-up safety pocket
- Double layer hood with draw cord closure
- Knitted cuffs and waist

Quality fabric: 60 % cotton / 40 % polyester (approx. 300 g/m²)

Sizes: S-M-L-XL-XXL



Ref white: 2796/00/11/00

Ref grey: 2796/00/78/00



SWEATER

WHITE or GREY or BLACK or BLUE

Made from soft fabric and soft fleece inside that delivers all-day comfort and warmth.


- Round neck and soft inside
- Elastic waistband and sleeve
- Elbow patches

Quality fabric: 60 % cotton / 40 % polyester (approx. 300 g/m²)

Sizes: S-M-L-XL-XXL-XXXL



Ref white:	796/00/11/00
Ref grey:	796/00/77/00
Ref black:	796/00/79/00
Ref blue:	796/00/66/00



JOGGING TROUSER “RUNNER”

WHITE

A Joggers wardrobe staple, combine a modern look with the soft comfort of cotton for an elevated look for every day.

- Two side pockets
- Two back pockets
- Drawstrings

Quality fabric: 100 % cotton

Sizes: XS-S-M-L-XL-XXL-XXXL



Ref white:	254/00/11/00
------------	---------------------



More info and promotions
www.wolfline.eu



HALF ZIP SWEATSHIRT

FASHION

WHITE

or

GREY

It's a modern taken on the classic half zip sweatshirt. Fine knit sweater with contrasting zipper and trim design.

- Shorter zipper
- Elasticated cuffs and waist
- Fashionable half open knit pattern

Quality fabric: 70% cotton, 30% polyester, (+/- 280 g/m²)
Sizes: S-M-L-XL-XXL-XXXL



Ref white: 1792/00/11/00

Ref grey: 1792/00/77/00

HALF ZIP SWEATSHIRT

WHITE

or

GREY

or

BLACK


or

BLUE

Provides optimal comfort and warmth from cold and wind.

- Short zipper
- Elasticated cuffs and waist

Quality fabric: 70% cotton, 30% polyester (+/- 280 g/m²)
Sizes: S-M-L-XL-XXL-XXXL



Ref white: 792/00/11/00

Ref grey: 792/00/77/00

Ref black: 792/00/79/00

Ref blue: 792/00/66/00



T-SHIRTS

T-SHIRT @WORK

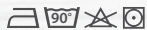
WHITE or BLACK or BEIGE

Round neck t-shirt combining the contemporary contrasting colours with high quality cotton comfort.


- Colour contrasting seams
- Regular fit

Quality fabric: 95 % cotton / 5 % elastane
180 g/m²

Sizes: S-M-L-XL-XXL-XXXL



Ref white: **786/00/11/00**
Ref black: **786/00/79/00**
Ref beige: **786/00/44/00**



T-SHIRT

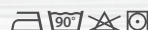
WHITE or ASH GREY or BLACK or BLUE

Round neck classic t-shirt combines soft fabric with cotton comfort.

- Loose casual fit and straight cut in standard length.

Quality fabric: 100 % cotton, 185 g/m²

Sizes: S-M-L-XL-XXL-XXXL



Ref white: **790/00/11/00**
Ref ash grey: **790/00/77/00**
Ref black: **790/00/79/00**
Ref blue: **790/00/66/00**



More info and promotions
www.wolffline.eu



T-SHIRT AIRFIT


WHITE or ASH GREY or BLUE

This t-shirt is designed to stay cool and dry during the intense work.

- Colour contrasting fabric on the sides

Quality fabric: micro perfo AIRFIT

Sizes: S-M-L-XL-XXL-XXXL



Ref white: **789/21/11/00**
 Ref ash grey: **789/21/78/00**
 Ref blue: **789/21/66/00**




T-SHIRT V-NECK

WHITE or ASH GREY

Classic V-neck T-shirt combines a soft feel cotton for great comfort during warm seasons. Slim fit with contrasting colour seams.

Quality fabric: 100% cotton

Sizes: S-M-L-XL-XXL-XXXL



Ref white: **788/00/11/00**
 Ref ash grey: **788/00/77/00**



POLO SHIRT PIQUE

WHITE or ASH GREY or BLACK or BLUE

Designed with high-quality pique fabric with a classic cotton look. Breathable and comfortable for lasting all day.

Quality fabric: 100% cotton

Sizes: S-M-L-XL-XXL-XXXL



Ref white: **798/21/11/00**
 Ref ash grey: **798/21/77/00**
 Ref black: **798/21/79/00**
 Ref blue: **798/21/66/00**



WORK SHOES

More info and promotions
www.wolfline.eu



PENTURA S1 P LOW

- Dial lacing system no laces
- Kevlar sole protection
- Non-slip sole and polyester cap toe protection
- High comfort, water repellent and breathable

Sizes: 36 to 47 (EU)



PENTURA S1 P HIGH

- High model with laces
- Kevlar sole protection
- Non-slip sole and polyester cap toe protection
- High comfort, water repellent and breathable

Sizes: 36 to 47 (EU)



SPACER SAFE S1 P

- Light and very airy safety low shoes of a sporty design.
- Fitted with a flexible non-metallic insole;

Sizes: 36 to 48 (EU)



SPIDER S1 P LOW

- Sporty model
- Comfort and lightweight
- Reflective accents
- Kevlar sole protection

Sizes: 38 to 46 (EU)



CHARGER S3 SRC

- TECHSHELL, innovative and extremely sturdy fabric, abrasion and tear resistant
- Polyurethane/TPU
- Non-metallic APT PLATE - Zero Perforation
- BOA® Fit System, DGVU 112 - 191, toe cap protection

Sizes: 35 to 48 (EU)



NEW ADRIATIC S1 P SRC

- Suede leather and breathable textile
- Dual-density polyurethane
- FIBERGLASS CAP, non-metallic fiberglass

Sizes: 39 to 47 (EU)



SPIDER S1 P HIGH

- Sporty model
- Comfort and lightweight
- Reflective accents
- Kevlar sole protection

Sizes: 38 to 46 (EU)



SUPPORTERS S3 ESD SRC

- TECHSHELL, innovative and extremely sturdy fabric, abrasion and tear resistant
- Polyurethane/TPU with low electrical resistance
- Toe cap ALUMINIUM 200 J
- Non-metallic APT PLATE - Zero Perforation

Sizes: 35 to 48 (EU)



NEW IONIAN S1 P SRC

- Suede leather and breathable textile
- Dual-density polyurethane
- FIBERGLASS CAP, non-metallic fiberglass

Sizes: 39 to 47 (EU)



WERKSCHOENEN



CONFERENCE S3

- Water repellent nubuck
- Breathable leather and SANY-DRY® 100% polyester fabric

Sizes: 36 to 47 (EU)



ROSTER S3 SRC

- Water repellent nubuck
- Breathable leather and SANY-DRY® 100% polyester fabric

Sizes: 39 to 47 (EU)



ALEGRO S1 P LOW YELLOW

- Airy sport modern low cut shoe made of cow suede leather
- Suitable for use in dry environment at work as well as leisure time outdoor activities

Sizes: 36 to 48 (EU)



ALEGRO S1 P GREEN SANDAL

- Airy sport modern sandal made of cow suede leather
- Equipped with a steel toecap and plate and suitable for work use in dry environment.

Sizes: 36 to 48 (EU)



DRAFT S3

- Water repellent nubuck and nylon CORDURA®
- Sole dual-density polyurethane
- Non metallic APT PLATE - Zero Perforation

Sizes: 39 to 47 (EU)



MONTI S3 SRC

- TECHSHELL, innovative and extremely sturdy fabric
- Abrasion and tear resistant
- Water repellent and breathable

Sizes: 35 to 48 (EU)



SPINNING S3 SRC

- TECHSHELL, innovative and extremely sturdy fabric
- Abrasion and tear resistant
- Water repellent and breathable

Sizes: 36 to 48 (EU)



COACH S3 SRC

- Water repellent nubuck
- Sole dual-density polyurethane
- Toe cap: ALUMINIUM 200 J

Sizes: 36 to 47 (EU)



STEAL S3 SRC

- Water repellent nubuck
- Breathable leather and SANY-DRY® 100% polyester fabric

Sizes: 39 to 47 (EU)



EXAGON S3 SRC

- TECHSHELL, innovative and extremely sturdy fabric,
- Abrasion and tear resistant
- Water repellent and breathable

Sizes: 35 to 48 (EU)



WHITE S3 SRC

- TECHSHELL, innovative and extremely sturdy fabric
- Abrasion and tear resistant
- Water repellent and breathable
- Sole polyurethane/TPU

Sizes: 35 to 48 (EU)



BLITZ S1 P

- Sporty model with comfortable insole
- Microfiber upper with breathable lining
- Anti slip and Antistatic

Sizes: 36 to 47 (EU)



ASSIST S3 SRC

- Water repellent leather
- SANY-DRY® 100% polyester fabric
- Sole dual-density polyurethane

Sizes: 39 to 47 (EU)



FLAMENG S1 P SRC

- Breathable BREATHEX fabric with 3D texture and MICROTECH
- SANY-DRY® 100% polyester fabric
- Toe cap ALUMINIUM 200 J

Sizes: 36 to 47 (EU)



NEW SKY S1 P

- Punched suede leather and elastane LYCRA®
- Lining 100 % polyester fabric
- Sole polyurethane/nitrile rubber

Sizes: 39 to 47 (EU)



TULLUS S2

- Water repellent ECOLORICA®
- External lining breathable synthetic
- Internal lining SANY-DRY® 100% polyester fabric

Sizes: 36 to 48 (EU)



ALICE S3 SRC

- Water repellent nubuck
- Lining SANY-DRY® 100% polyester fabric
- Mid sole non metallic APT PLATE - Zero Perforation

Sizes: 35 to 41 (EU)



ACCESSORIES

BACKPACK WOLF Line

GREY or BLACK

- Durable exterior with a water-resistant coating to help keep your things dry.
- Backpack with isothermal compartment and side pocket for drinks in can.
- Its durable design features a spacious main compartment and padded safe storage for laptop.
- Soft padded cushion for optimum wearing comfort.

Ref grey: **140/10/78/00**
Ref black: **140/10/79/00**



TOOLS POUCHES WOLF Line

WHITE or GREY or GRAFFITI

- These bag expansion for trousers can be used on both sides, just attach them to the belt.
- A large compartment for more storage space.

Ref white: **138/01/11/00**
Ref grey: **138/01/78/00**
Ref graffiti: **138/01/12/00**



APRON

WHITE

- These bag expansion for trousers can be used on both sides, just attach them to the belt.
- A large compartment for more storage space.

Ref: **139/05/11/00**





KNEE PADS WOLF Line

DARK GREY

- Conforms to EN 14404: 2010
- Provide optimal protection and functional shaping kneepads
- Made of polyethylene foam
- Extra light and easy-care

Ref: **114/450**

WORK SOCKS WOLF Line

GREY

- Lightweight socks that offer superior comfort.
- Seamless work socks, reinforced heel and double sole extended elastic to prevent tension of the lower leg
- Coolmax cotton for moisture constant dry and ventilated

Sizes: 39-42 and 43-46 (EU)



Ref: **138/01/11/00**



BELT WOLF Line FASHION

WHITE or **GREY** or **BLACK**

- Sturdy woven belt featuring a metal buckle with a brushed matte finish for a softer touch and stylish.
- Clamp fastening that can be adjusted continuously on the buckle.

Width: 40 mm

Sizes: 105-125 cm

Ref white: **159/01/11/105**
Ref black: **159/01/79/105**
Ref grey: **159/01/78/105**



BELT WOLF Line STRETCH

WHITE or **BLACK** or **BLUE**

- Sturdy woven elastic belt featuring a high quality fine metal buckle with a brushed matte finish.
- Elastic and comfortable

Width: 40 mm

Quality fabric: 83 % polypropylene / 17 % elastane

Ref white: **158/01/11/105**
Ref black: **158/01/79/105**
Ref blue: **158/01/66/105**

WOLF Line[®]

Authentic workwear

Your dealer



Nijverheidstraat 2C - 1800 Vilvoorde - Belgium
Tel: +32 2 466 59 62
info@wolfline.eu

www.wolfline.eu